

Program: Accelerated Pole Replacement Program

Detailed Projects: 8351-7, 8, & 10

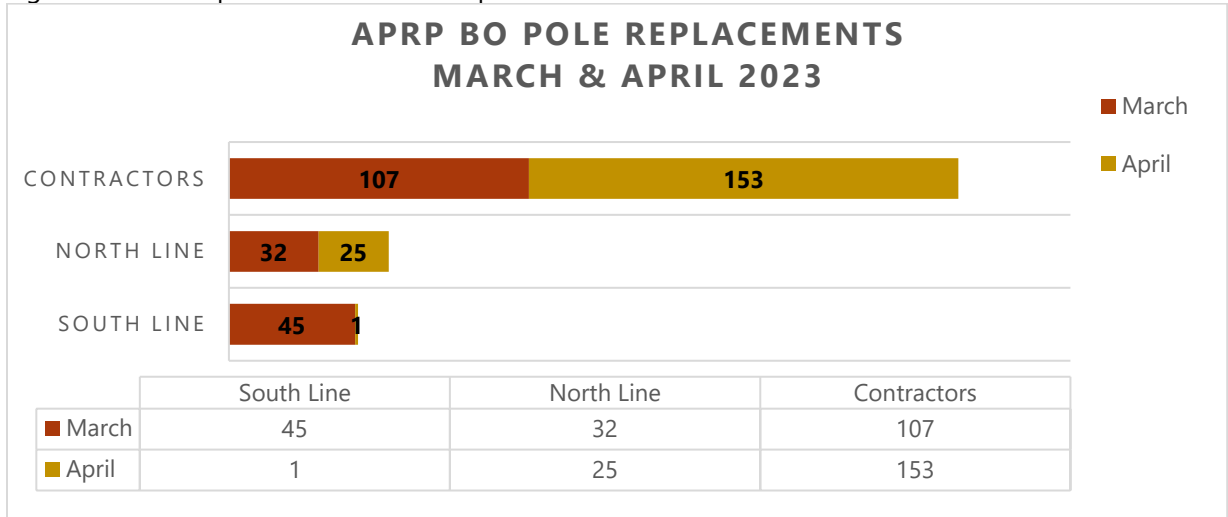
Report Months: March & April 2023

Goal: 1,654 (Split – int 530, ext 1,124)

Section 1: Production Overview

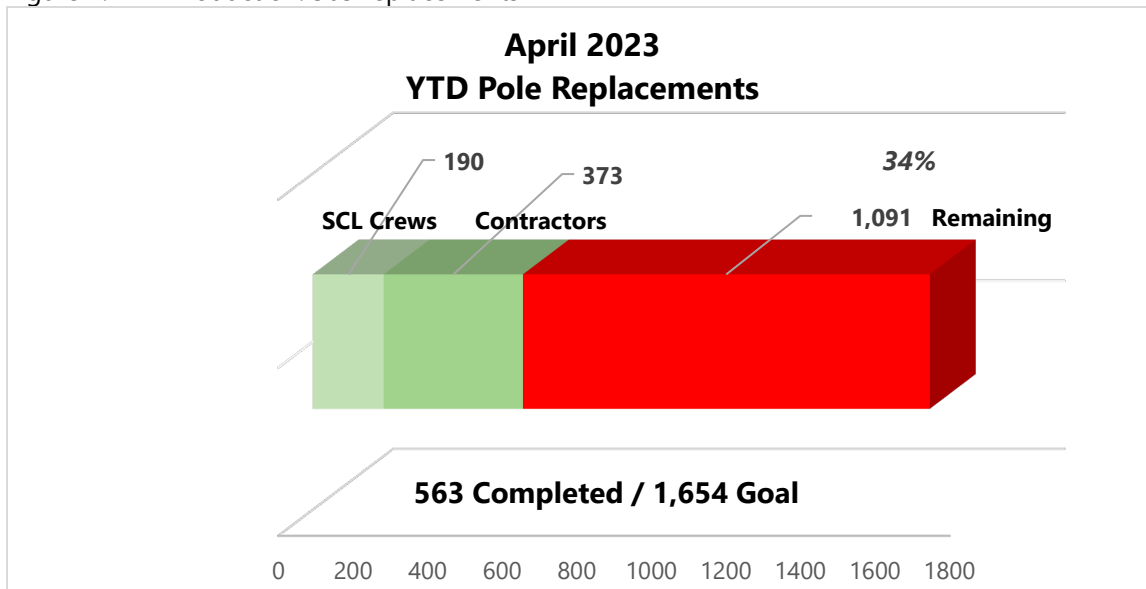
Overhead Line Crews: Number of BO Pole Replacements (avg 138/month to meet goal)

Figure 1: March-April Production: 363 replacements



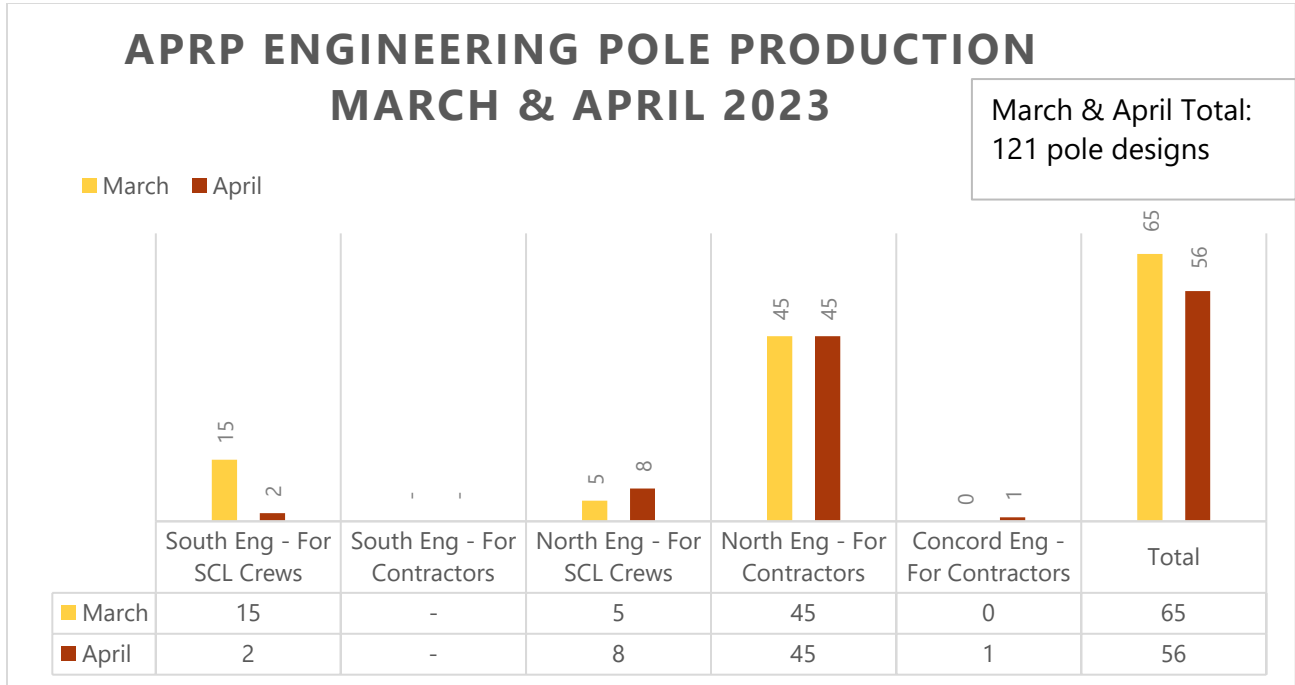
Monthly Status: Ahead of schedule.

Figure 2: YTD Production: 563 replacements



Year-to-Date Status: Ahead of schedule, 1% or 11 poles above target.

Section 2: Pole Engineering - Number of Pole Design Submittals in March & April Only



Year-to-Date Status: 567 designed poles, ahead of schedule by +15*

**The YTD design production is ahead of schedule because of poles that were carried over from the prior year. Pole production needs to increase in the next several months, so we do not fall behind on annual goal.*

- South Crew Coordinator reported: 80 poles carried over from 2022.
- North Crew Coordinator reported: 93 poles carried over from 2022.

Additional considerations & recommendations:

More production from South Wood Pole Engineering for contractor crews is needed.