

# 2017 Election Report

March 9, 2018



Data compiled by  
Polly Grow, Strategic Advisor, Campaign Finance  
Bob DeWeese, IT Professional

## **About the Seattle Ethics and Elections Commission**

The Commission is a seven-member, citizen body that interprets, administers and enforces the Seattle Elections Code, Ethics Code, Election Pamphlet Code, Lobbying Code, and Whistleblower Protection Code. Three members are appointed by the Mayor; three are appointed by the City Council and the seventh is appointed by the other six. All seven are confirmed by the City Council. The term of office for a commissioner is three years.

### **2017 Seattle Ethics and Elections Commission Members**

Eileen Norton, Chair

Brendon Donckers, Vice Chair

Charlene Angeles

Hardeep Singh Rekhi

Bruce Carter

(*vacant*)

Vickie Rawlins

### **Commission Staff**

**Wayne Barnett**      **684-8577**

Executive Director

[wayne.barnett@seattle.gov](mailto:wayne.barnett@seattle.gov)

**Anthony Adams**      **684-8576**

Administrative Specialist II

[Anthony.adams@seattle.gov](mailto:Anthony.adams@seattle.gov)

**Robert B. DeWeese**      **684-8579**

Information Tech. Professional

[bob.deweese@seattle.gov](mailto:bob.deweese@seattle.gov)

**Polly Grow**      **615-1248**

Strategic Advisor, Campaign Fin.

[polly.grow@seattle.gov](mailto:polly.grow@seattle.gov)

**Marc Mayo**      **684-0595**

Ethics Training and Advice

[mark.mayo@seattle.gov](mailto:mark.mayo@seattle.gov)

### **Democracy Voucher Program**

**René LeBeau**      **615-0091**

Program Manager

[rene.lebeau@seattle.gov](mailto:rene.lebeau@seattle.gov)

**Jenna Smith**      **684-7703**

Sr. Public Relations Specialist

[jenna.smith@seattle.gov](mailto:jenna.smith@seattle.gov)

**Annie Tran**      **733-9784**

Sr. Public Relations Specialist

[annie.tran@seattle.gov](mailto:annie.tran@seattle.gov)

### **Commission Mailing Address**

P.O. Box 94729

Seattle, WA 98124-4729

### **Commission Street Address**

700 Fifth Avenue, Suite 4010

Seattle, WA 98104

*US Postal Service does NOT deliver to this address*

**Phone:** (206) 684-8500      **Fax:** (206) 684-8590

**e-mail:** [ethicsandelections@seattle.gov](mailto:ethicsandelections@seattle.gov)

**Web:** [www.seattle.gov/ethics](http://www.seattle.gov/ethics)

## **Biennial Report of Election Financing**

The SEEC publishes a report after each municipal election cycle showing the money raised to promote or oppose candidates and ballot issues.

Information on the contributions to, and expenditures by, candidates and ballot issue committees is available on the Commission's web site at [seattle.gov/elections](http://seattle.gov/elections).

### **Transition to District Elections**

In 2013, the voters amended the City Charter to elect seven of the nine City Councilmembers by district. In 2015, all nine council positions were on the ballot. In 2017, the two at-large (citywide) positions were on the ballot. The district positions will appear on the ballot in the next election cycle in 2019.

### **Introduction to Democracy Voucher Program**

In 2015, the voters passed the Honest Elections Initiative which brought Seattleites a first in the world public financing program, called Democracy Vouchers. The initiative also reduced the contribution limit for City candidates from \$700 to \$500, and placed restrictions on certain persons who contract with the City or who pay someone to lobby on their behalf.

The Democracy Voucher Program was implemented in the 2017 election cycle for candidates running for City Attorney and City Council. Candidates for mayor will be able to participate in the next mayoral election in 2021.

The Honest Elections Initiative appears to have had an impact on those who participate in Seattle elections. The charts and tables in this year's report will show greater numbers of contributors, lower average contributions, more contributions coming from inside Seattle and the source of contributions spread more equitably across the City.

*All data as of February 25, 2018*

Summary of 2017 Contributions

Mayor & City Attorney

Candidates	Total Contributions	Candidate	Misc	Individuals & Groups			
				Voucher Proceeds	Monetary	No.	Average
<b>Mayor</b>							
Prachant Bradwell*	\$-	\$-	\$-		\$-	-	\$-
Gary E. Brose	\$23,161	\$18,516	\$-		\$4,645	28	\$165.89
Casey Carlisle	\$4,425	\$-	\$-		\$4,425	45	\$98.33
Tiniell Cato	\$-	\$-	\$-		\$-	-	\$-
<b>Jenny Durkan (E)</b>	\$1,012,075	\$400	\$409		\$1,011,265	4,255	\$237.67
Jessyn Farrell	\$136,653	\$7,631	\$10		\$24,033	762	\$31.54
Thom Gunn	\$-	\$-			\$-	-	\$-
Greg Hamilton	\$16,690	\$100			\$16,590	143	\$116.01
Michael Harris	\$10,549	\$10,088			\$461	3	\$153.67
Bob Hasegawa	\$49,308	\$11,597	\$1		\$37,711	222	\$169.87
David Ishii	\$-	\$-			\$-	-	\$-
Lewis A. Jones	\$-	\$-			\$-	-	\$-
Dave Kane	\$-	\$-			\$-	-	\$-
Harley Lever	\$19,735	\$500			\$19,235	115	\$167.26
Mary J. Martin	\$-	\$-			\$-	-	\$-
Michael McGinn	\$47,508	\$1,633	\$545		\$45,330	257	\$176.38
<b>Cary Moon</b>	\$571,524	\$383,883	\$1,305		\$186,336	1,091	\$170.79
Ed Murray* (I)	\$361,115	\$500	\$296		\$360,319	1,922	\$187.47
James W. Norton, Jr.	\$7,695	\$2,885			\$4,810	37	\$130.00
Larry Oberto	\$20,706	\$16,000			\$4,706	14	\$336.14
Nikkita Oliver	\$135,970	\$-			\$135,970	1,823	\$74.59
Jason Roberts	\$3,475	\$2,243	\$460		\$772	8	\$96.50
Andres Salomon*	\$2,678	\$552			\$2,126	23	\$92.43
Adam Star*	\$-	\$-			\$-	-	\$-
Alex Tsimerman	\$1,952	\$1,952			\$-	-	\$-
Keith J. Whiteman	\$2,701	\$1,300			\$1,401	8	\$175.13
<b>All Mayor</b>	<b>\$2,427,920</b>	<b>\$459,780</b>		<b>N/A</b>	<b>\$1,860,135</b>	<b>10,756</b>	<b>\$172.94</b>

<b>City Attorney</b>							
<b>Pete Holmes (I, E)</b>	\$221,421	\$350	\$269	\$146,850	\$73,952	2,888	\$76.45
<b>Scott Lindsay</b>	\$153,762	\$784	\$100	\$0	\$152,878	590	\$259.12
<b>All City Attorney</b>	<b>\$375,183</b>	<b>\$1,134</b>	<b>\$369</b>	<b>\$146,850</b>	<b>\$226,830</b>	<b>3,478</b>	<b>\$107.44</b>

## City Council

Candidates	Total Contributions	Candidate	Misc	Individuals & Groups			
				Voucher Proceeds	Monetary	No.	Average
<b>Council Position 8</b>							
Ryan Asbert	\$-	\$-	\$-	\$-	\$-	-	\$-
Tim Burgess* (I)	\$960	\$960	\$-	\$-	\$-	-	\$-
Hisam Goueli	\$59,695	\$350	\$-	\$27,150	\$32,195	1,107	\$53.61
<b>Jon Grant</b>	\$359,451	\$443	\$-	\$299,300	\$58,934	4,352	\$82.31
Jenn Huff*	\$-	\$-	\$-	\$-	\$-	-	\$-
Roger Kluck*	\$300	\$300	\$-	\$-	\$-	-	\$-
Mac McGregor	\$7,330	\$-	\$-	\$-	\$7,330	171	\$42.87
<b>Teresa Mosqueda (E)</b>	\$458,960	\$361	\$446	\$299,900	\$158,253	5,110	\$89.66
Sara E. Nelson	\$148,679	\$-	\$209	\$-	\$148,470	682	\$217.70
Hannah Nye*	\$-	\$-	\$-	\$-	\$-	-	\$-
Rudy Pantoja	\$100	\$100	\$-	\$-	\$-	-	\$-
James Passey*	\$3,286	\$1,317	\$-	\$-	\$1,969	86	\$22.90
Sheley Secrest	\$16,149	\$10	\$-	\$-	\$16,139	659	\$24.49
Charlene D. Strong	\$49,540	\$1,246	\$-	\$-	\$48,294	274	\$176.26
<b>All City Council Pos. 8</b>	<b>\$1,104,450</b>	<b>\$5,087</b>	<b>\$-</b>	<b>\$626,350</b>	<b>\$471,584</b>	<b>12,441</b>	<b>\$88.25</b>

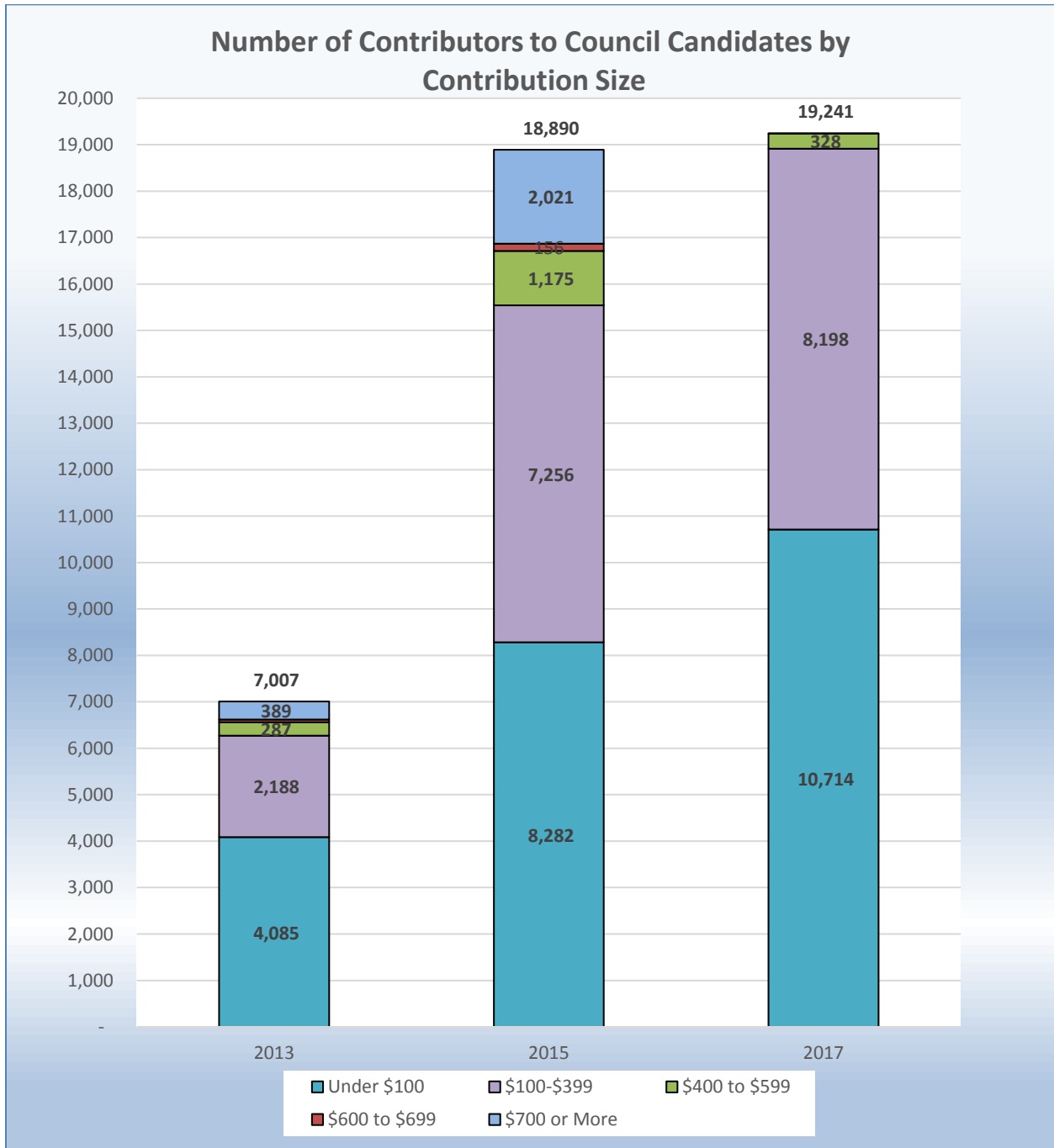
<b>Council Position 9</b>							
Ian Affleck-Asch	\$1,241	\$1,241		\$-	\$-	-	\$-
Pauly Giuglianotti	\$210	\$10	\$-	\$-	\$200	7	\$28.57
<b>M. Lorena González (I, E)</b>	\$297,158	\$110	\$620	\$213,075	\$83,353	4,358	\$68.02
<b>Pat Murakami</b>	\$172,397	\$110	\$-	\$152,275	\$20,012	2,359	\$73.03
Ty Pethe	\$1,989	\$1,589	\$-	\$-	\$400	25	\$16.00
David Preston	\$1,471	\$614	\$-	\$-	\$857	19	\$45.11
Marguerite Richard*	\$-	\$-	\$-	\$-	\$-	-	\$-
Eric Smiley	\$2,052	\$380	\$-	\$-	\$1,672	24	\$69.67
<b>All City Council Pos. 9</b>	<b>\$476,518</b>	<b>\$4,054</b>	<b>\$620</b>	<b>\$365,350</b>	<b>\$106,494</b>	<b>6,792</b>	<b>\$69.47</b>

<b>All Council Committees</b>	<b>\$1,580,968</b>	<b>\$9,141</b>	<b>\$620</b>	<b>\$991,700</b>	<b>\$578,078</b>	<b>19,233</b>	<b>\$81.62</b>
-------------------------------	--------------------	----------------	--------------	------------------	------------------	---------------	----------------

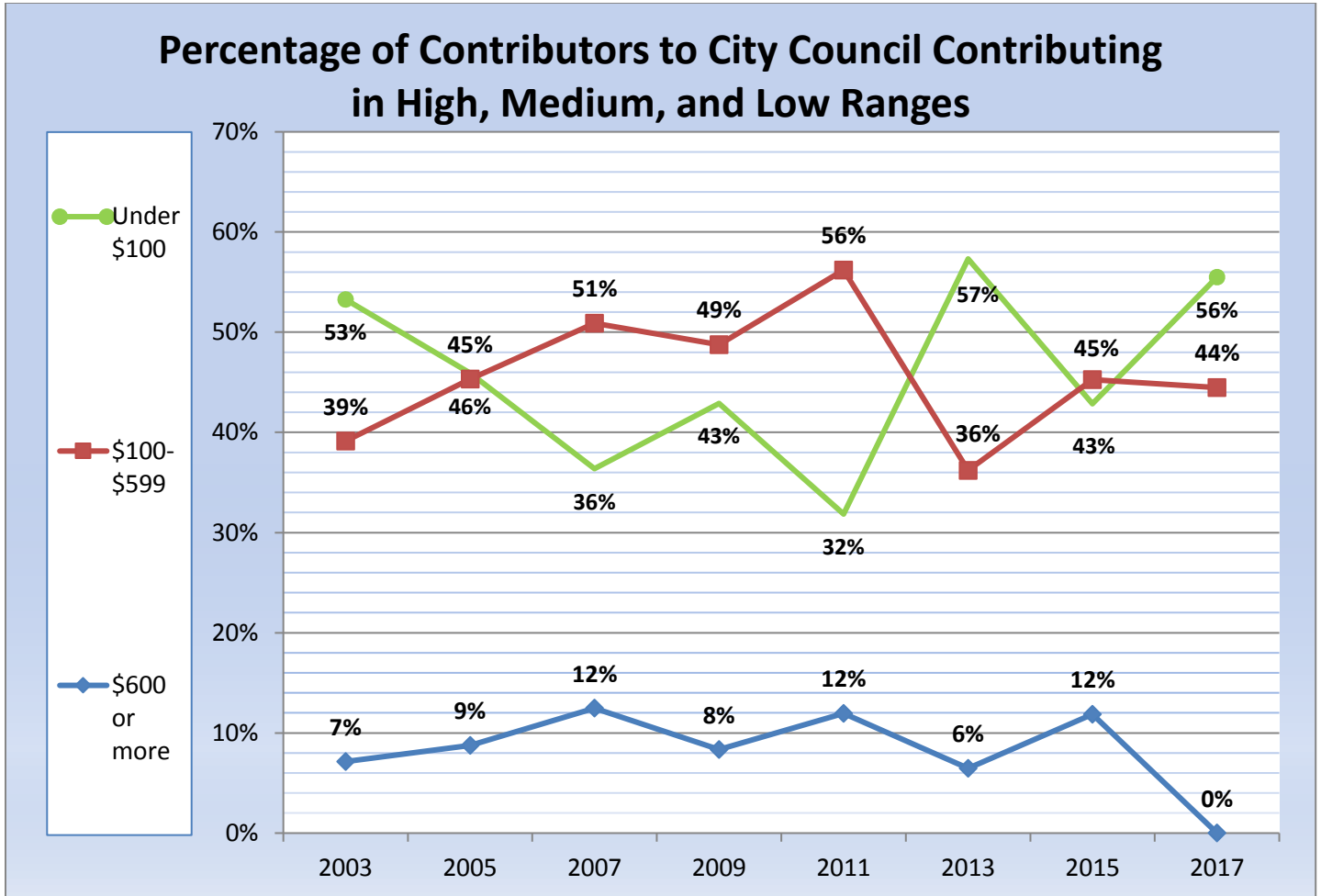
Three City Council candidates – William Sean Beavers, Amanda Carter, and Angelina De Caracena – filed an initial report without designating a Council position. They did not complete the filing process, nor did they raise or spend funds.

## City Council Contests

With the start of the Democracy Voucher Program came historic levels of contributions. Although there were only 15 City Council candidates who appeared on the ballot – as opposed to 47 two years ago – there were more contributors than at any point since the Commission began tracking campaign financing 25 years ago. The contribution limit fell to \$500 in 2017, accounting for the disappearance of contributions of more than \$500.

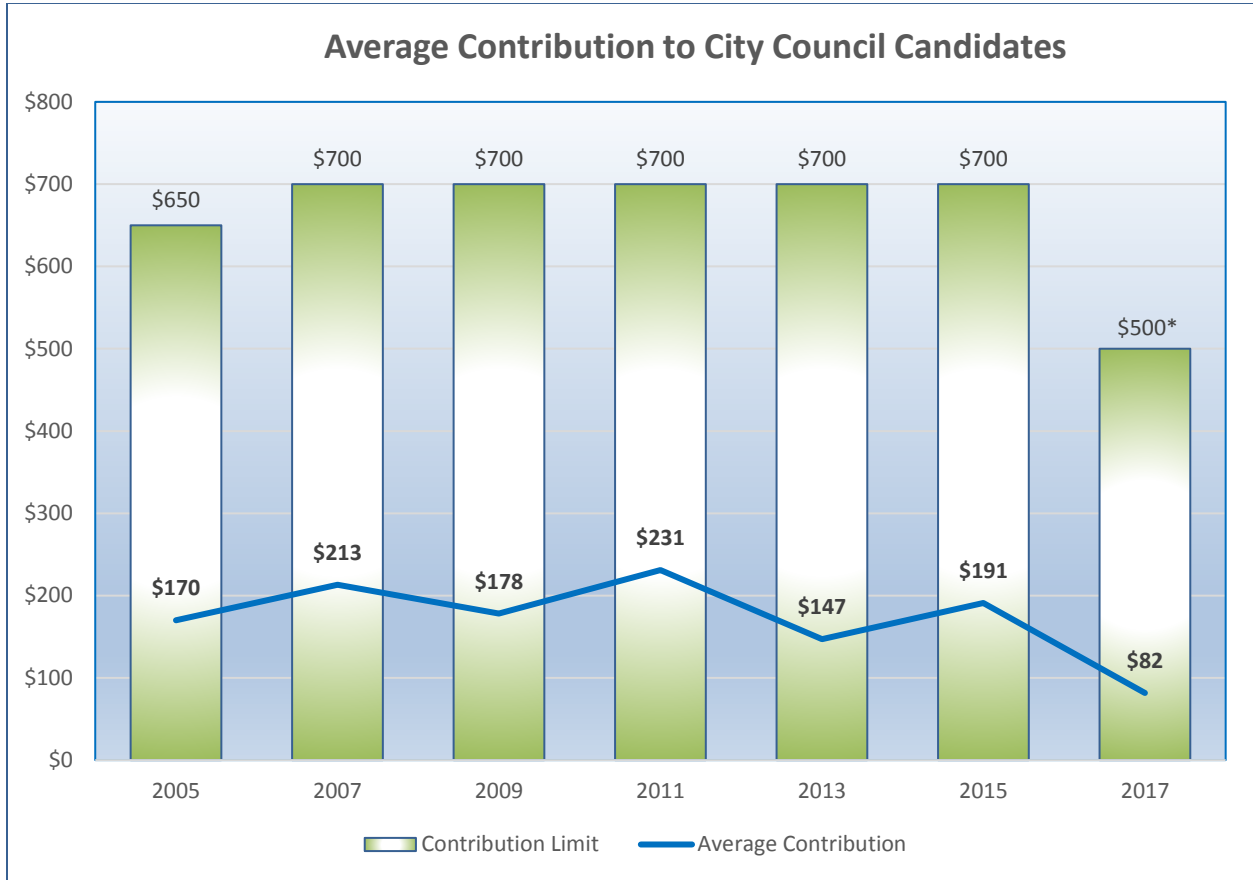


For the second time in three election cycles, the majority of campaign contributions collected by City Council candidates came from those who contributed less than \$100.



## Average Contributions

The average contribution size fell to a level not seen since the early 1990s, and less than half of what it was for all but one of the last six election cycles.

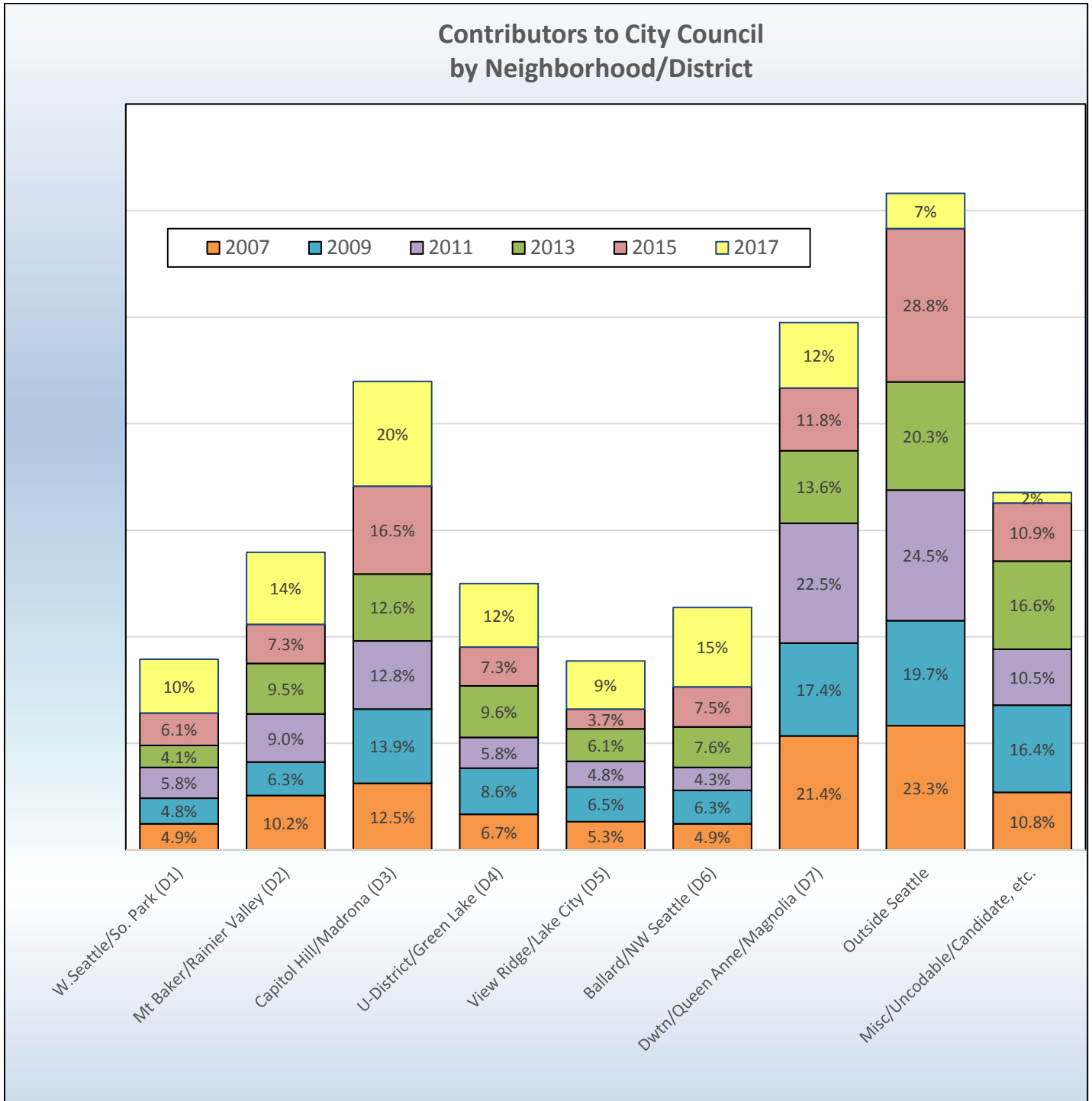


\* The maximum contribution for candidates participating in the Democracy Voucher Program is \$250 plus up to \$100 in vouchers. Average does not include candidates' contributions to their own campaigns.



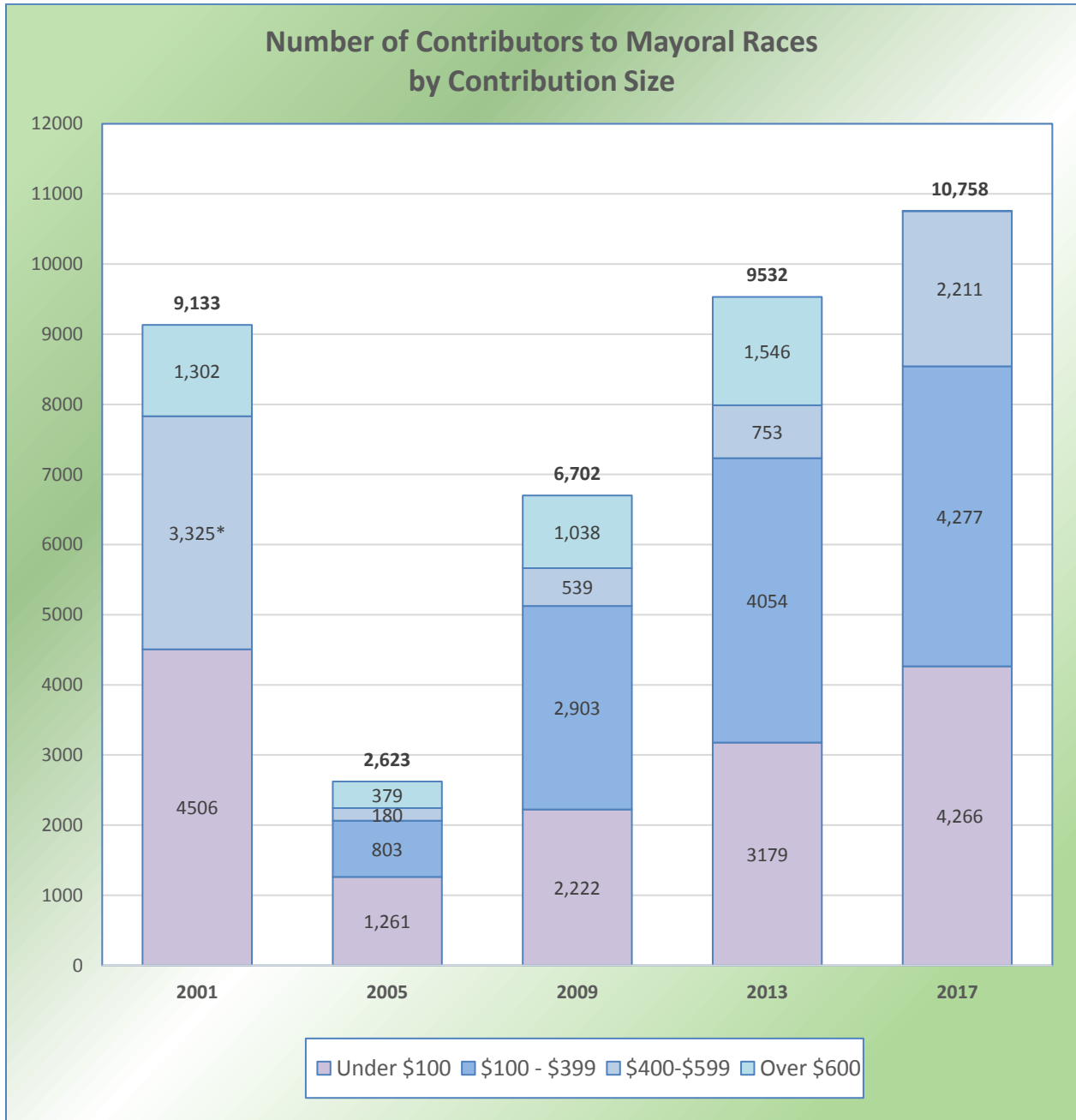
## Geographic distribution of contributors

Contributors to City Council candidates were spread more evenly across the City than in previous years. Notably, the percentage of contributors from outside Seattle dropped from almost 29 percent to 7 percent in just two years.



## The Mayor's Race

The number of contributors in the Mayor's race continued to climb for the third cycle in a row. The contribution limit fell to \$500 in 2017, which explains the lack of contributions of more than \$600 this year.

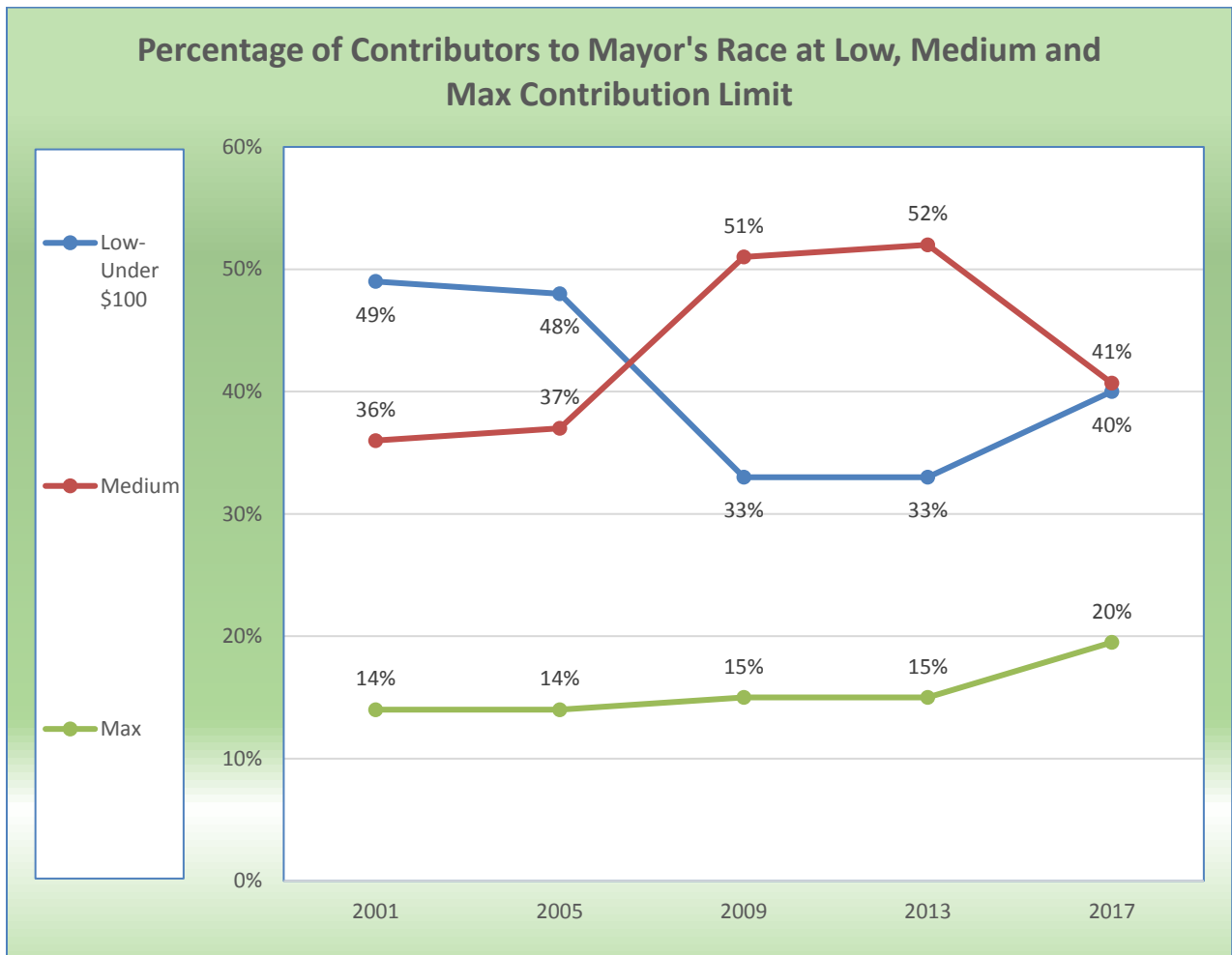


\*Includes contributors of \$100-\$599

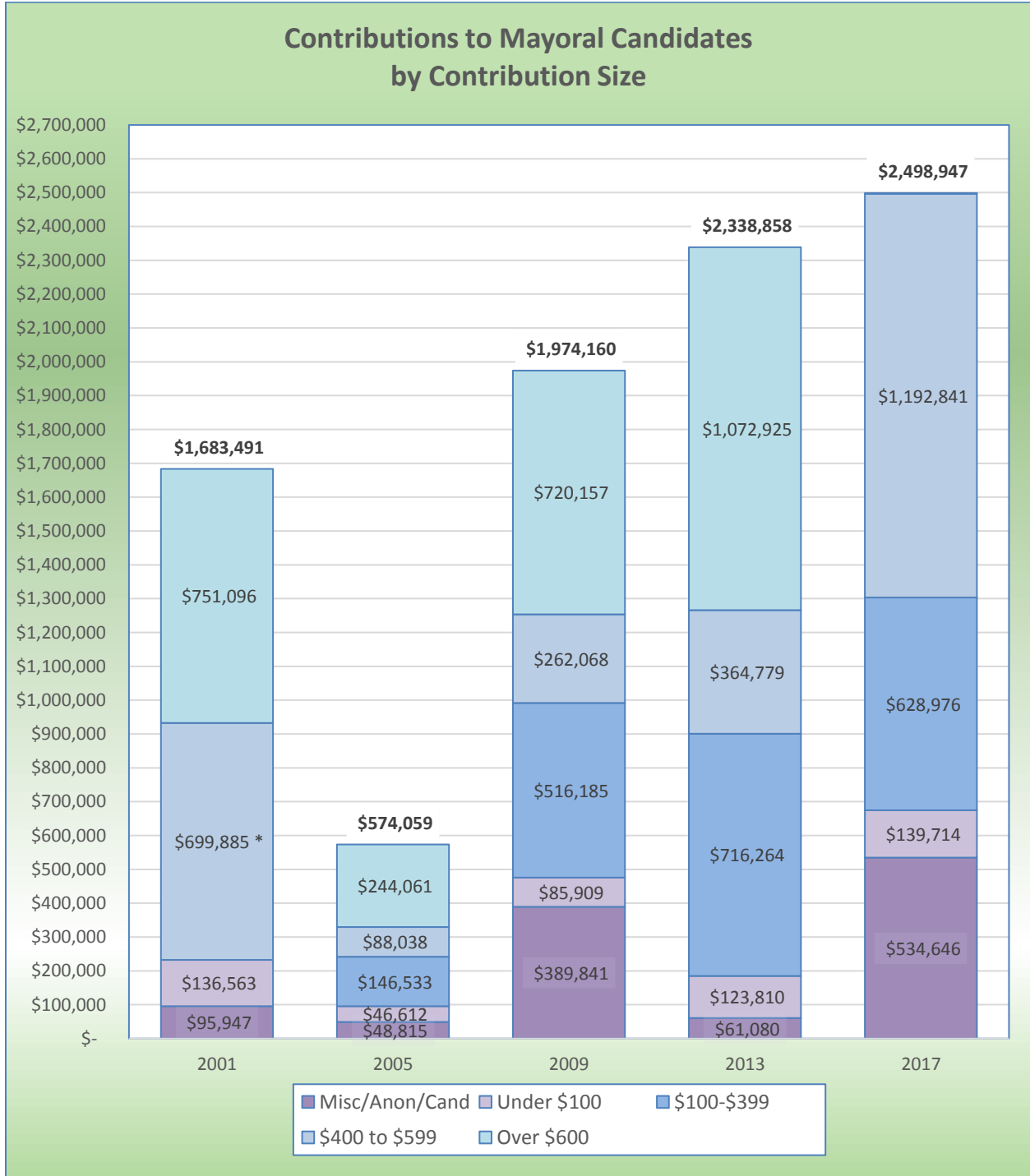
## Percentage of Contributors to Mayoral Races contributing in High, Medium, Low Range

This chart showing contributors (as opposed to contributions) accounts for the fact that the maximum contribution limit has changed over the years – from \$600 in 2001, \$650 in 2005, \$700 in 2009 and 2013, to \$500 in 2017.

The bottom (green) line shows people contributing at the maximum level regardless of the limit at the time. The mid-range contributors (red) line shows those who contributed between \$100 and the contribution limit, and the low-range (blue) line shows those who contributed less than \$100.



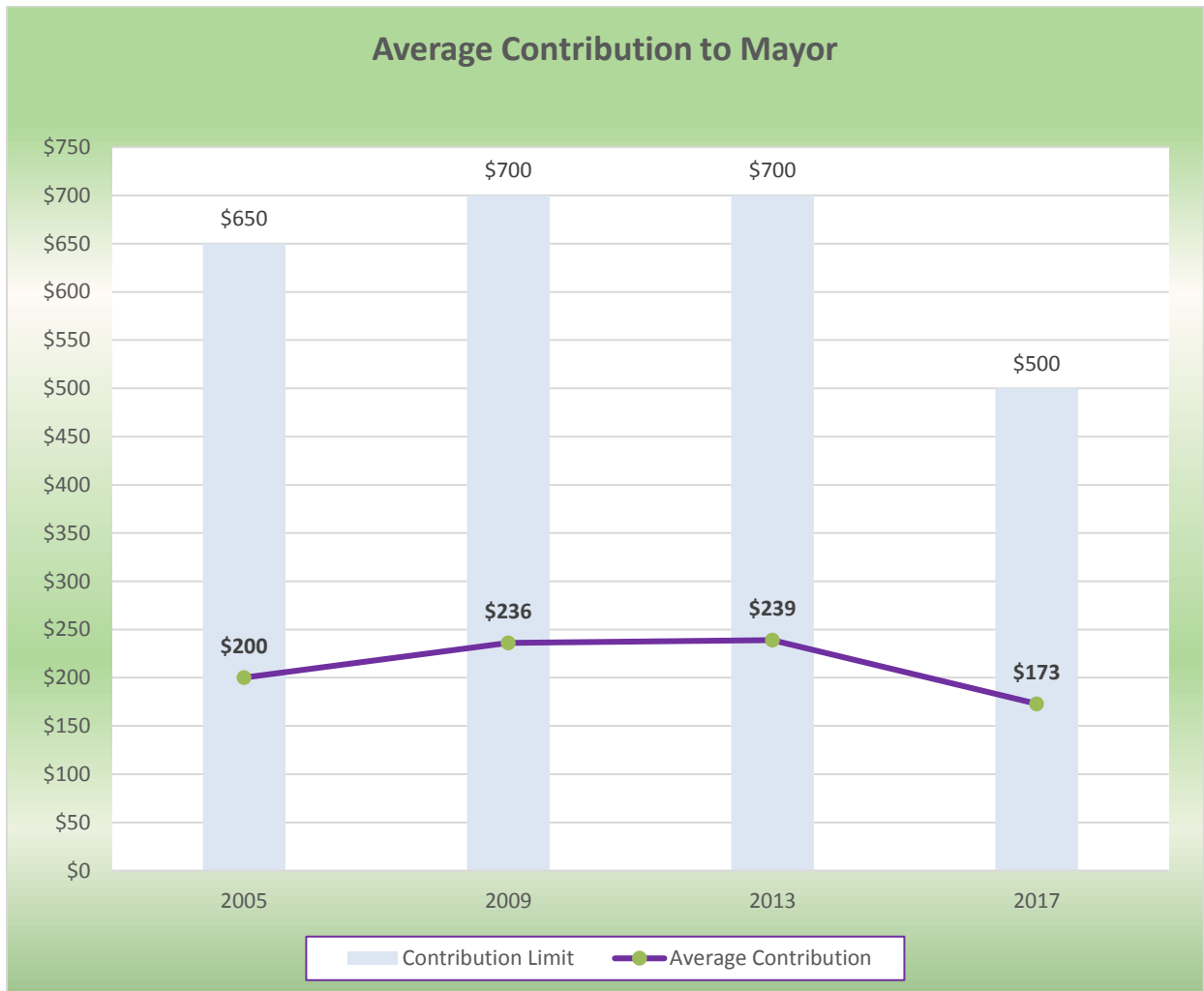
## Contributions to Mayoral Candidates by Contribution Size



\*Includes contributions of \$100-\$599

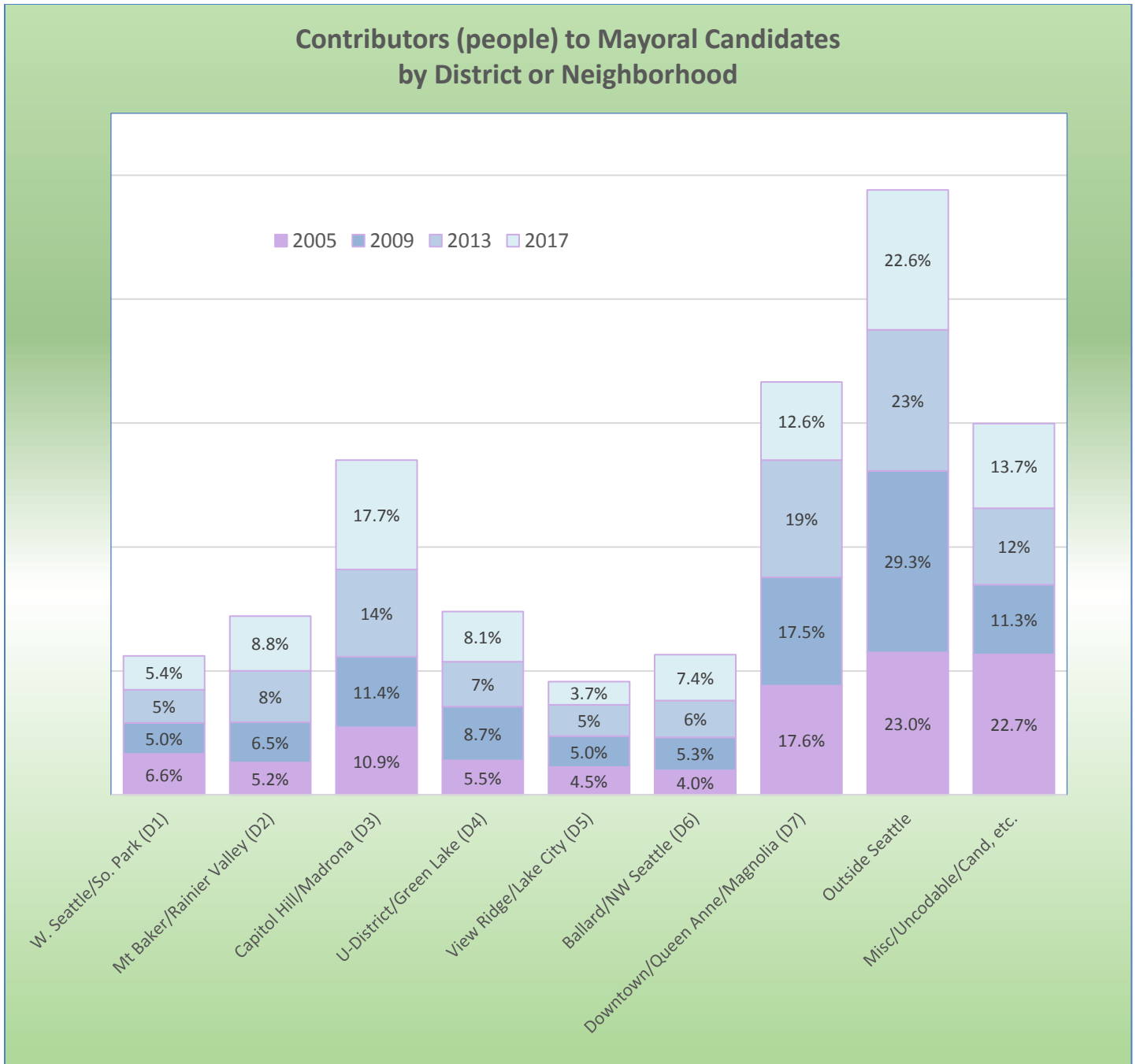
## Average Contribution to Mayoral Campaigns

The average contribution to Mayoral campaigns dropped below \$200 for the first time since 2001, to \$173 in 2017. Note that the contribution limit fell from \$700 to \$500 in 2017. The nearly 29 percent drop in the limit corresponds closely to the nearly 28 percent drop in the average contribution size.



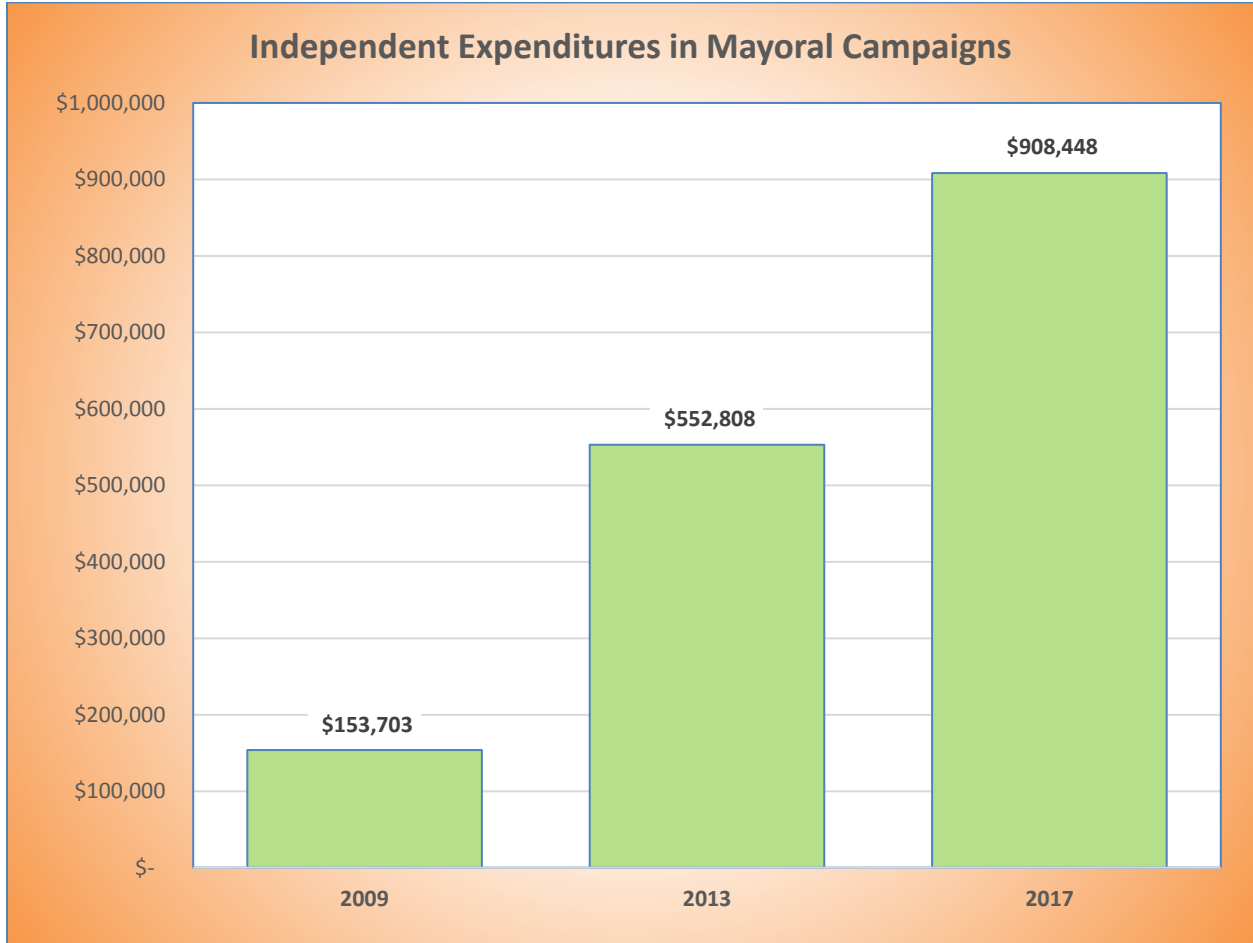
## Geographic distribution of contributors

This chart shows that the contributors to Mayoral candidates are not as evenly distributed across the City as were contributors to City Council candidates in 2017. The percentage of contributors from outside Seattle was more than three times the level for City Council candidates.



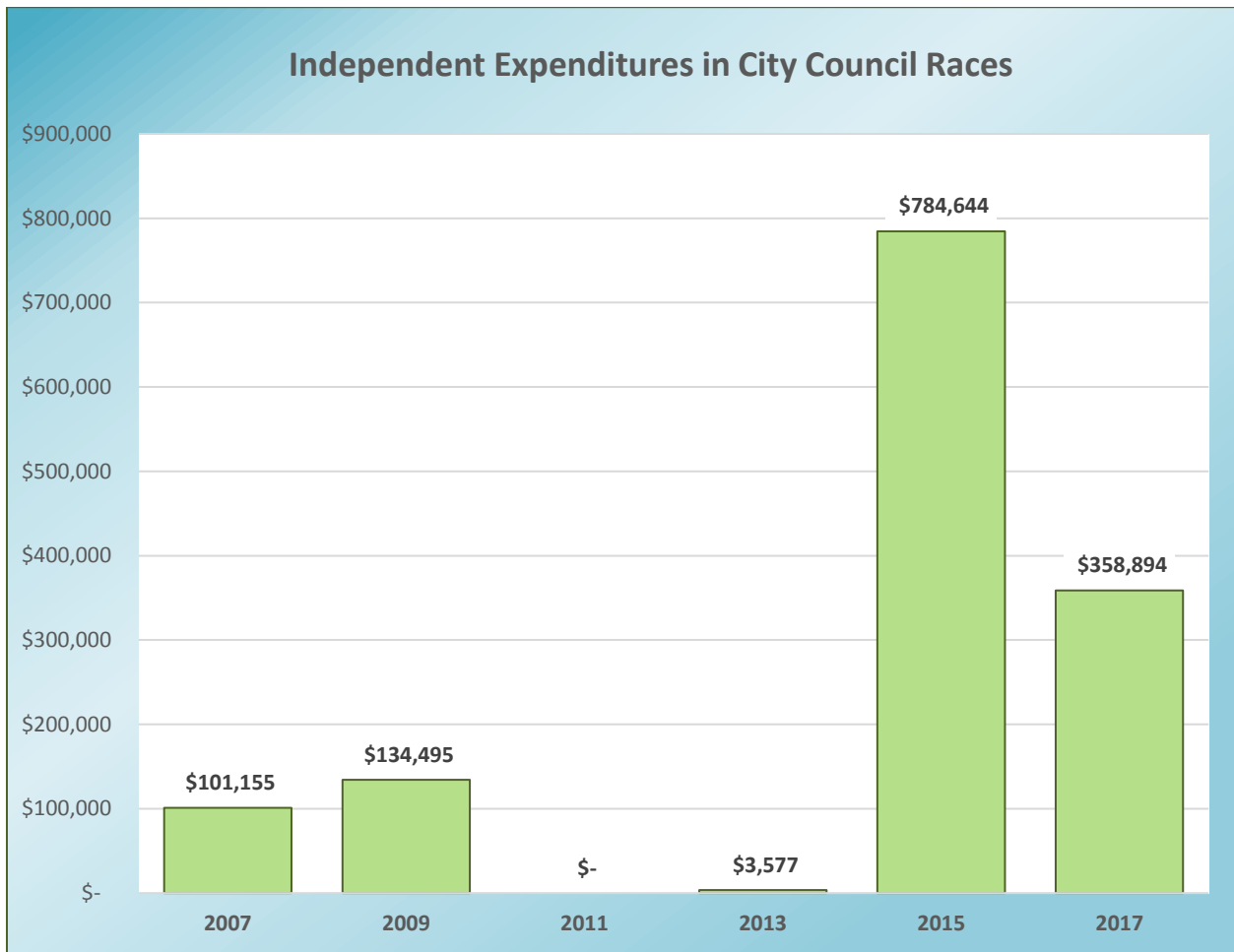
## Independent Expenditures in Mayoral Races

Independent expenditures in the Mayor's race have quintupled since 2009.



## Independent Expenditures to Council Campaigns

In 2017, total dollars in independent expenditures benefitting or opposing City Council candidates dropped by half compared to 2015; not surprising since there were nine City Council races in 2015 and two in 2017. In 2015, independent expenditures were made on behalf of 12 City Council candidates. In 2017, they were made on behalf of four City Council candidates. In all, 62% of independent expenditures were made on behalf of candidates who won their election.





## Top Contributors

### Top 20 contributors to 2017 Candidates

<b>Mark Barbieri</b>	<b>\$2,850</b>
Mayor	
Ed Murray	\$500
Jenny Durkan	\$500
City Attorney	
Pete Holmes	\$300
Scott Lindsay	\$500
City Council	
Lorena Gonzalez	\$275
Teresa Mosqueda	\$275
Sara Nelson	\$500

<b>Elaine Nonneman</b>	<b>\$2,850</b>
Mayor	
Cary Moon	\$500
Ed Murray	\$250
Nikkita Oliver	\$500
City Attorney	
Pete Holmes	\$250
City Council	
Lorena Gonzalez	\$250
Jon Grant	\$500
Teresa Mosqueda	\$100
Sara Nelson	\$250
Sheley Secrest	\$250

<b>Washington State Democrats</b>	<b>\$2,750</b>
Mayor	
Cary Moon	\$500
Ed Murray	\$500
Jessyn Farrell	\$500
Jenny Durkan	\$500
City Attorney	
Scott Lindsay	\$500
City Council	
Sara Nelson	\$250

<b>Matt Griffin</b>	<b>\$2,600</b>
Mayor	
Ed Murray	\$500
Jenny Durkan	\$500
City Attorney	
Pete Holmes	\$350
City Council	
Lorena Gonzalez	\$250
Teresa Mosqueda	\$500
Sara Nelson	\$500

<b>Kelly Evans</b>	<b>\$2,500</b>
Mayor	
Ed Murray	\$500
Jenny Durkan	\$500
City Attorney	
Scott Lindsay	\$500
City Council	
Teresa Mosqueda	\$500
Sara Nelson	\$500

<b>Berkley G. "Gerald" Johnson</b>	<b>\$2,350</b>
Mayor	
Ed Murray	\$500
Jenny Durkan	\$500
City Attorney	
Pete Holmes	\$350
City Council	
Lorena Gonzalez	\$250
Teresa Mosqueda	\$250
Sara Nelson	\$500

<b>Timothy Y. Ceis</b>	<b>\$2,350</b>
Mayor	
Ed Murray	\$500
Jenny Durkan	\$500
City Attorney	
Scott Lindsay	\$500
City Council	
Lorena Gonzalez	\$350
Sara Nelson	\$500

<b>Jonathan Scholes</b>	<b>\$2,250</b>
Mayor	
Ed Murray	\$500
Jenny Durkan	\$500
City Attorney	
Scott Lindsay	\$500
City Council	
Lorena Gonzalez	\$250
Sara Nelson	\$500

<b>Pacific Northwest Regional Council of Carpenters</b>	<b>\$2,200</b>
Mayor	
Bob Hasegawa	\$500
Jessyn Farrell	\$200
Jenny Durkan	\$500
City Attorney	
Pete Holmes	\$250
City Council	
Lorena Gonzalez	\$250
Teresa Mosqueda	\$500

<b>John C "Jack" McCullough Jr.</b>	<b>\$2,150</b>
Mayor	
Ed Murray	\$500
Jenny Durkan	\$500
City Attorney	
Pete Holmes	\$150
City Council	
Lorena Gonzalez	\$250
Teresa Mosqueda	\$250
Sara Nelson	\$500

<b>Dan Dixon</b>	<b>\$2,000</b>
Mayor	
Ed Murray	\$500
Jenny Durkan	\$500
City Attorney	
Scott Lindsay	\$500
City Council	
Sara Nelson	\$500

<b>John S Teutsch</b>	<b>\$2,000</b>
Mayor	
Ed Murray	\$500
Jenny Durkan	\$500
City Attorney	
Scott Lindsay	\$500
City Council	
Sara Nelson	\$500

<b>Professional &amp; Technical Employees Local 17 PAC</b>	<b>\$2,000</b>
Mayor	
Ed Murray	\$500
Jenny Durkan	\$500
City Attorney	
Pete Holmes	\$250
City Council	
Lorena Gonzalez	\$250
Teresa Mosqueda	\$500

<b>SEIU Healthcare 775NW Quality Care Committee</b>	<b>\$2,000</b>
Mayor	
Ed Murray	\$500
Jenny Durkan	\$500
City Attorney	
Pete Holmes	\$250
City Council	
Lorena Gonzalez	\$250
Teresa Mosqueda	\$500

<b>Rick Koch</b>	<b>\$2,000</b>
Mayor	
Cary Moon	\$500
Ed Murray	\$500
Jenny Durkan	\$500
Mike McGinn	\$250
City Council	
Lorena Gonzalez	\$250

<b>Laborers Local 1239, Public Service &amp; Industrial Employees</b>	<b>\$2,000</b>
Mayor	
Ed Murray	\$500
Jessyn Farrell	\$500
Jenny Durkan	\$500
City Council	
Lorena Gonzalez	\$250
Teresa Mosqueda	\$250

<b>UFCW 21 PAC</b>	<b>\$2,000</b>
Mayor	
Cary Moon	\$500
Jessyn Farrell	\$500
Jenny Durkan	\$500
City Council	
Lorena Gonzalez	\$250
Teresa Mosqueda	\$250

<b>Building Owners and Managers Association PAC</b>	<b>\$2,000</b>
Mayor	
Jenny Durkan	\$500
City Attorney	
Scott Lindsay	\$500
City Council	
Teresa Mosqueda	\$500
Sara Nelson	\$500

<b>Seattle Mariners</b>	<b>\$1,950</b>
Mayor	
Jessyn Farrell	\$250
Jenny Durkan	\$500
City Attorney	
Pete Holmes	\$250
Scott Lindsay	\$250
City Council	
Lorena Gonzalez	\$250
Teresa Mosqueda	\$250
Sara Nelson	\$200

<b>Ryan C. Bayne</b>	<b>\$1,850</b>
Mayor	
Ed Murray	\$500
Jenny Durkan	\$500
City Attorney	
Scott Lindsay	\$250
City Council	
Lorena Gonzalez	\$350
Sara Nelson	\$250

<b>Rollin Fatland</b>	<b>\$1,850</b>
Mayor	
Cary Moon	\$250
Jessyn Farrell	\$250
Mike McGinn	\$500
City Attorney	
Pete Holmes	\$250
City Council	
Lorena Gonzalez	\$250
Teresa Mosqueda	\$350

<b>Tricia Raikes</b>	<b>\$1,850</b>
Mayor	
Cary Moon	\$500
Jessyn Farrell	\$500
Jenny Durkan	\$500
City Council	
Lorena Gonzalez	\$350

## Top 20 Employers of Contributors to all candidates

1	NOT EMPLOYED (Civic Volunteer, Home-maker, Mom, Retired, student etc.)	\$ 452,272
2	STATE OF WASHINGTON	\$59,142
3	CITY OF SEATTLE	\$53,086
4	QUINN EMANUEL URQUHART & SULLIVAN, LLP	\$32,800
5	AMAZON.COM / AWS	\$30,277
6	MICROSOFT	\$21,119
7	KING COUNTY	\$19,425
8	VULCAN NORTHWEST	\$14,130
9	FEDERAL GOVERNMENT	\$13,279
10	PERKINS COIE LLP	\$11,750
11	PROVIDENCE ST JOSEPH HEALTH	\$11,110
12	WINDERMERE REAL ESTATE	\$9,410
13	FOSTER PEPPER PLLC	\$9,350
14	K&L GATES LLP	\$9,127
15	THE BOEING COMPANY	\$8,360
16	HILLIS CLARK MARTIN & PETERSON, P.S.	\$7,680
17	PACIFICA LAW GROUP	\$7,100
18	CEIS BAYNE EAST (CBE) STRATEGIC	\$6,200
19	BILL & MELINDA GATES FOUNDATION	\$6,163
20	LOSCHKY MARQUARDT & NESHOLM (LMN) ARCHITECTS	\$6,020

## 2017 City Office Vote Returns

### Primary Election

City of Seattle Primary Election Vote Returns – August 1, 2017

Ballots Cast/Registered Voters	187,741/ 463,660	40.49%
--------------------------------	------------------	--------

<b>Mayor</b>	<b>184,667</b>	<b>39.83%</b>
<b>Jenny Durkan</b>	<b>51,529</b>	<b>27.90%</b>
<b>Cary Moon</b>	<b>32,536</b>	<b>17.62%</b>
Harley Lever	3,340	1.81%
Michael harris	1,401	0.76%
Keith J. Whiteman	174	0.09%
Jessyn Farrell	23,160	12.54%
Dave Kane	114	0.06%
Thom Gunn	455	0.25%
Gary E. Brose	3,987	2.16%
Mike McGinn	12,001	6.50%
Jason Roberts	405	0.22%
Tiniell Cato	170	0.09%
Alex Tsimerman	253	0.14%
James W. Norton, Jr.	988	0.54%
Larry Overto	3,089	1.67%
Casey Carlisle	1,309	0.71%
Lewis A. Jones	344	0.19%
Nikkita Oliver	31,366	16.99%
Mary J. Martin	422	0.23%
Greg Hamilton	1,706	0.92%
Bob Hasegawa	15,500	8.39%
Write-in	418	0.23%

<b>Council Position 8</b>	<b>167,893</b>	<b>36.21%</b>
<b>Teresa Mosqueda</b>	<b>53,676</b>	<b>31.97%</b>
<b>Jon Grant</b>	<b>45,652</b>	<b>27.19%</b>
Charlene D. Strong	7,562	4.50%
Rudy Pantoja	8,704	5.18%
Sara E. Nelson	34,495	20.55%
Sheley Secrest	8,467	5.04%
Hisam Goueli	5,407	3.22%
Mac McGregor	3,444	2.05%
Write-in	486	0.29%

<b>Council Position 9</b>	<b>169,232</b>	<b>37.15%</b>
<b>Lorena Gonzalez</b>	<b>108,602</b>	<b>64.17%</b>
<b>Pat Murakami</b>	<b>33,349</b>	<b>19.71%</b>
Ty Pethe	2,574	1.52%
Pauly Giuglianotti	3,782	2.23%
Ian Affleck-Asch	2,585	1.53%
David Preston	14,503	8.57%
Eric W. Smiley	3,069	1.81%
Write-in	768	0.45%

King County Election Results 8/15/17

Candidates for the office of City Attorney did not appear on the Primary ballot since only two filed to run.

## General Election

City of Seattle General Election Vote Returns – November 7, 2017

Ballots Cast/Registered Voters	224,808 / 456,871	49.21%
--------------------------------	-------------------	--------

<b>Mayor</b>	<b>220,396</b>	<b>48.24%</b>
Jenny Durkan	122,442	55.56%
Cary Moon	95,251	43.22%
Write-in	2,703	1.23%

<b>City Attorney</b>	<b>201,503</b>	<b>44.11%</b>
Pete Holmes	150,129	74.50%
Scott Lindsay	50,171	24.90%
Write-in	1,203	0.60%

<b>City Council Position No. 8</b>	<b>203,733</b>	<b>44.59%</b>
Teresa Mosqueda	121,192	59.49%
Jon Grant	81,302	39.91%
Write-in	1,239	0.61%

<b>City Council Position No. 9</b>	<b>203,318</b>	<b>44.50%</b>
Lorena Gonzalez	143,839	70.75%
Pat Murakami	58,700	28.87%
Write-in	779	0.38%

King County Election Results 11/27/17