



Seattle Police Department

SEA STAT

March 2, 2016



PRINCIPLES OF SEASTAT

1. **Accurate and Timely Information**

Know what is happening

2. **Effective Tactics**

Have a plan

3. **Rapid Deployment**

Do it quickly

4. **Relentless Follow-up and Assessment**

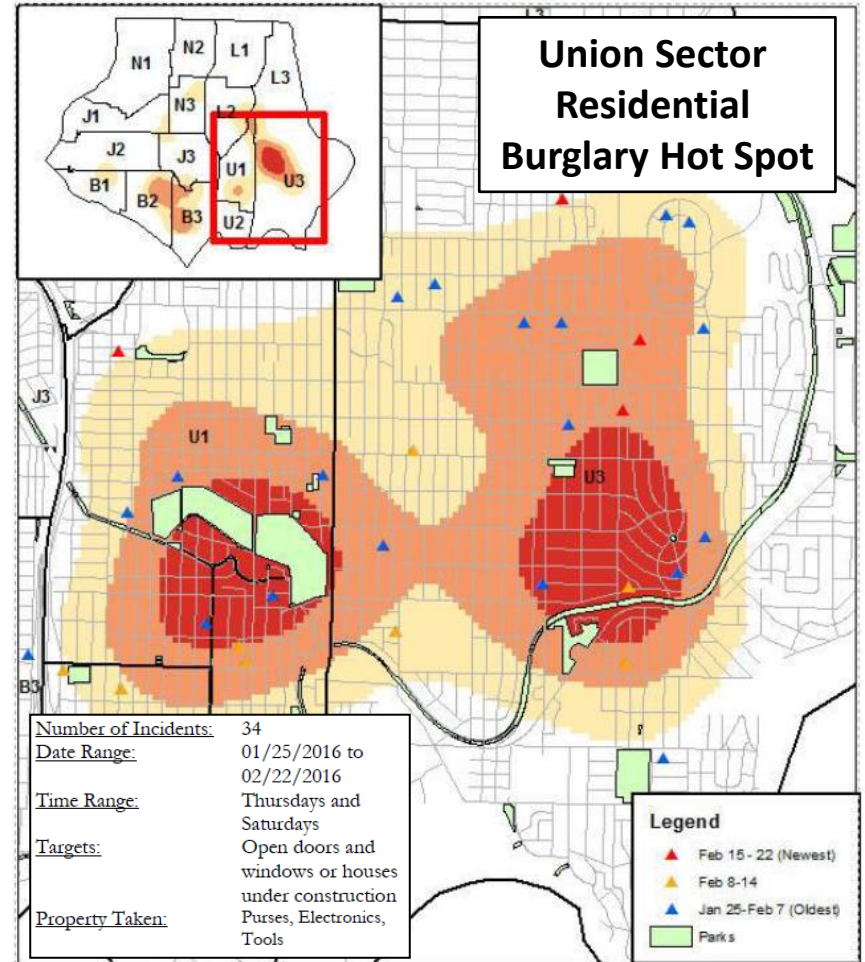
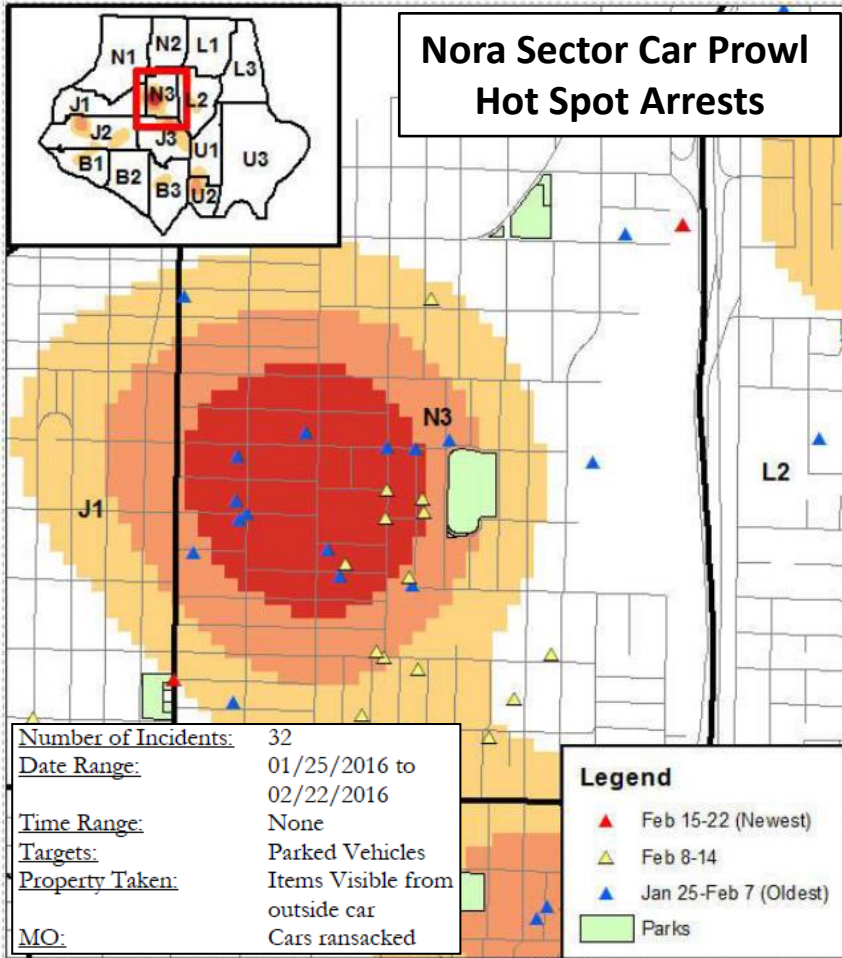
If it works, do more. If not, do something else

FORMULATING CRIME REDUCTION STRATEGIES

Focus on...

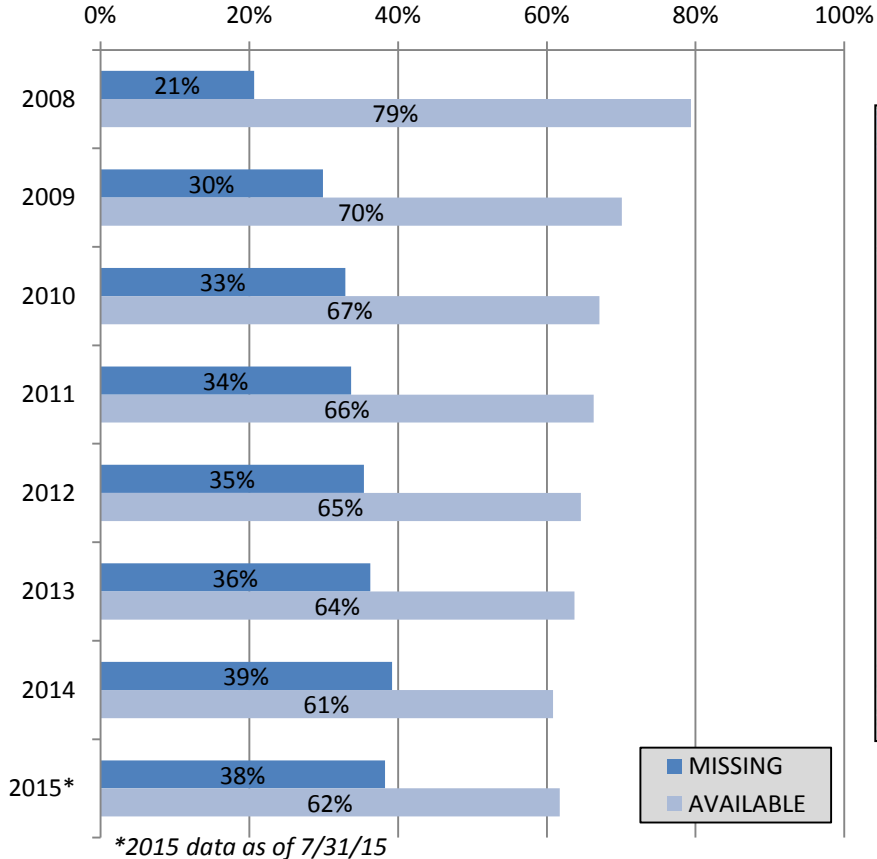
- *Problem Locations*
- *Prolific Offenders*
- *Repeat and Vulnerable Victims*

NORTH PRECINCT PROPERTY CRIME



DATA QUALITY

Residential Burglary Time Span Field



MRE Snapshot

GENERAL CASE 2015 / VERSATEX MOBILE REPORT ENTRY Ver. 7.3.39 - VERSATERM INC

File Edit Help

Save Cancel RT Help Help

GO: Entities Details Text Clearance Block Event Routing Property Accident

Case # 2015 - [REDACTED] Status 0

Date Reported 08-04-2015 0752

Date Occurred [REDACTED] If date uncertain, to date -- --

Date Secured -- --

Submitted by 6004 Organization Unit X752I Second Officer Report Time

Location [REDACTED]

Latitude/Longitude

Apartment Municipality County

Offense

Offenses Felony/Misdemeanor

Totals/Counts

Loss \$ Damage \$ Recovered \$ Drugs \$

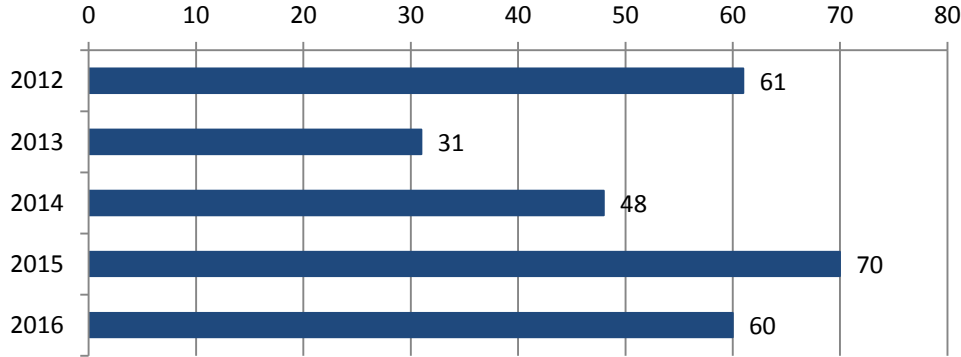
Person Targets Vehicles Stolen Vehicles Recovered

Study Gang Involved Family Violence Bias 88

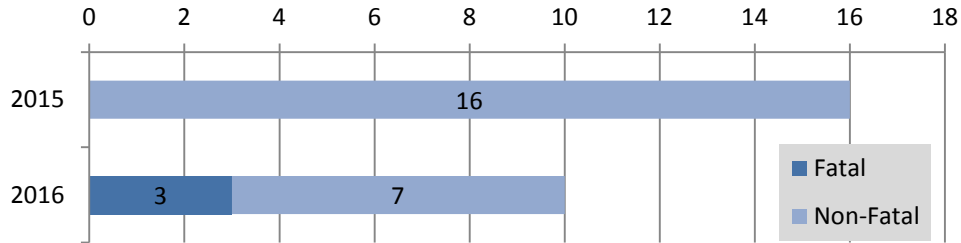
Offense number (note: report year is taken from the date reported) NUM 7.53.42

SHOTS FIRED REPORT

Shots Fired YTD
January 1 to February 29 (2012-2016)



Shootings by Injury Type YTD
January 1 to February 29 (2015 and 2016)



Counts are based on reports with evidence of, or eyewitnesses to, shots fired. Officer involved shootings and self-inflicted incidents are excluded.

Shots Fired February 2 to February 29, 2016
(32GOs citywide*)

*Does not include most Self Inflicted or OIS

28 Day Overview

