



SEA STAT

PRINCIPLES OF SEASTAT

- 1. Accurate and Timely Information**
Know what is happening.
- 2. Effective Tactics**
Have a plan.
- 3. Rapid Deployment**
Do it quickly.
- 4. Relentless Follow-up and Assessment**
If it works, do more. If not, do something else.

CRIME REDUCTION STRATEGIES

- Focus on:**
- Problem Locations*
 - Prolific Offenders*
 - Repeat and Vulnerable Victims*
 - Community Engagement*
 - Partnerships*

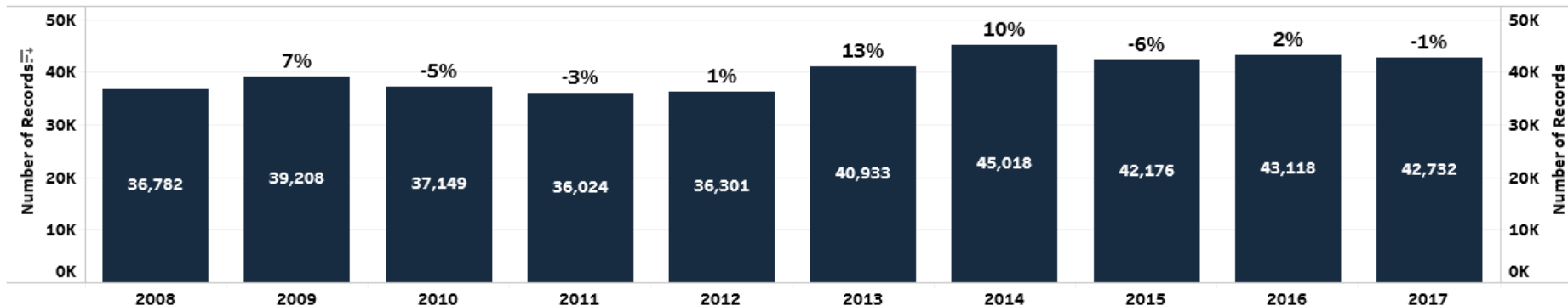


CITYWIDE CRIME COUNT: 2008-2017

SPD Crime Dashboard

PERSON & PROPERTY Crime Totals & Year over Year Difference

CRIME GROUP	2008	2009	2010	2011	2012	2013	2014	2015	2016	2017
PERSON	3,734	4,082 9%	3,745 -8%	3,798 1%	4,009 6%	4,026 0%	4,248 6%	4,337 2%	4,573 5%	4,883 7%
PROPERTY	33,048	35,126 6%	33,404 -5%	32,226 -4%	32,292 0%	36,907 14%	40,770 10%	37,839 -7%	38,545 2%	37,849 -2%
Grand Total	36,782	39,208 7%	37,149 -5%	36,024 -3%	36,301 1%	40,933 13%	45,018 10%	42,176 -6%	43,118 2%	42,732 -1%



CITYWIDE SHOTS FIRED: 2012-2017



SeaStat Shots Fired Dashboard

Shots Fired include injury and non-injury firearm-related incidents. Shootings are firearm-related incidents that resulted in injury or death. Self-inflicted and officer-involved shootings are not included.

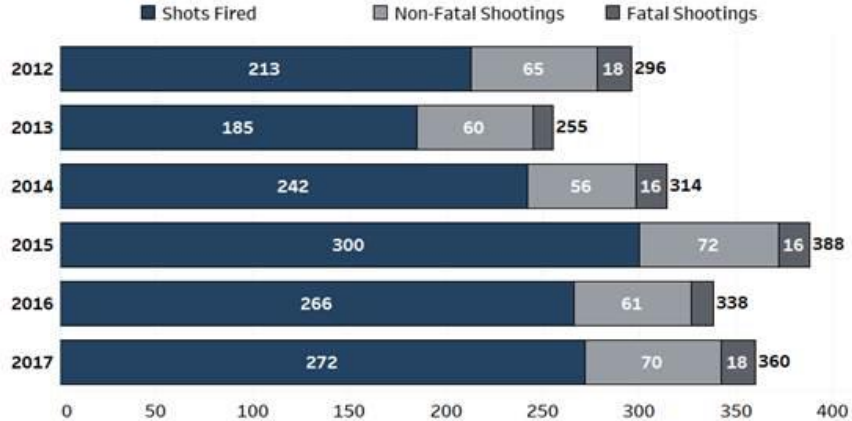


YEAR:
 PRECINCT:
 MCPP:

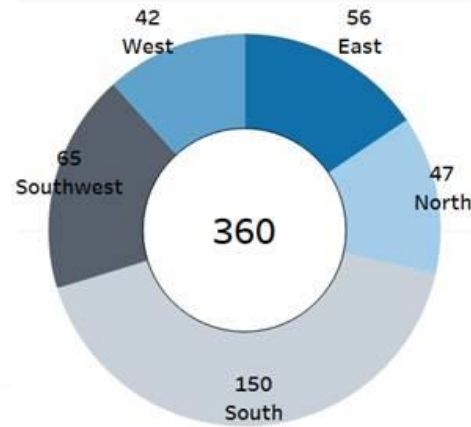
Last Update: 12/31/2017

MAP SELECTION
 Shots Fired Report

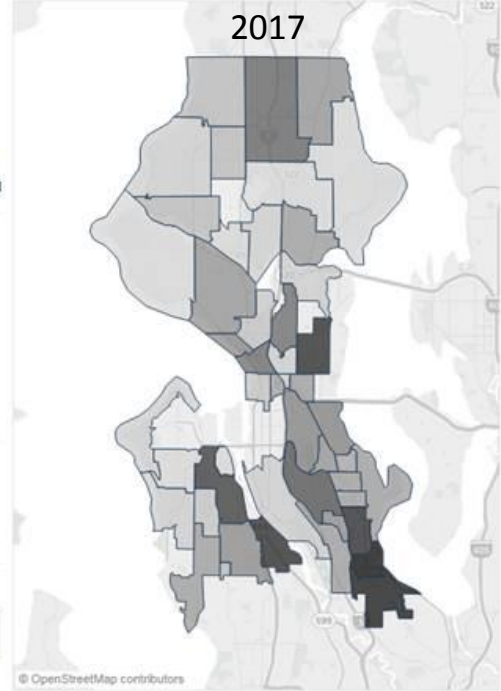
Shootings & Shots Fired YTD



2017 Shots Fired by Precinct



Citywide Shots Fired by MCPP



SELECT VIEW:

2017
 2016



CITYWIDE CRIME RATE: 1985-2017

