



SEA/STAT

PRINCIPLES OF SEASTAT

- 1. Accurate and Timely Information**
Know what is happening.
- 2. Effective Tactics**
Have a plan.
- 3. Rapid Deployment**
Do it quickly.
- 4. Relentless Follow-up and Assessment**
If it works, do more. If not, do something else.

CRIME REDUCTION STRATEGIES

- Focus on:**
- Problem Locations*
 - Prolific Offenders*
 - Repeat and Vulnerable Victims*
 - Community Engagement*
 - Partnerships*



2018 DEPARTMENT PRIORITIES

- Reducing Crime and Disorder
- Excellence in Service
- Honor and Professionalism
- Business Efficiency
- Data Driven Policies and Practices

CITYWIDE CRIME OVERVIEW



SeaStat Crime Dashboard

Time Frame: **YTD**

Crime counts are based on the primary offense within a single incident, and do not represent the number of victims, or associated offenses within an incident. Crime data is dynamic and will change based on reporting and investigative updates.



TIME FRAME YTD |
 PRECINCT (All) |
 SECTOR (All) |
 BEAT (All) |
 NEIGHBORHOOD (All) |
 CRIME GROUP (Multiple values) |
 CRIME CATEGORY (All) |
 CRIME SUBCATEGORY (All) |
 CRIME DESCRIPTION (All) |
 SELECT A MAP PRECINCT

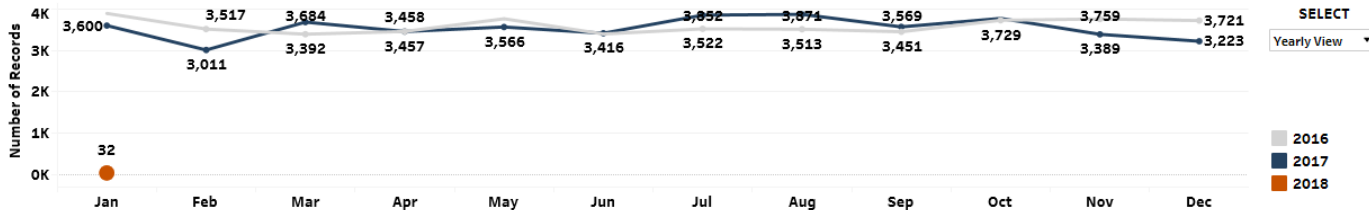
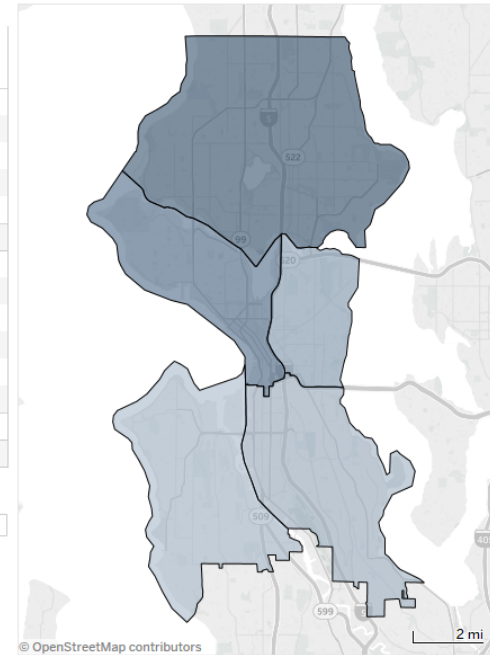
PATROL PORTAL

Precinct: All MCPP: All Crime Category: All

Last Update: 1/2/2018 3:32:52 PM Reports in Transcription: 121

Crime by PRECINCT Map

CRIME GROUP	CRIME CATEGORY	2018	2017	2016	'16-'17 YTD Amt. Change	'16-'17 YTD % Change	ANNUAL 5YR AVG
PERSON	HOMICIDE	0	27	18	9	50%	22
	SEX OFFENSE	4	824	821	3	0%	696
	ROBBERY	4	1,531	1,551	-20	-1%	1,541
	AGGRAVATED ASSAULT	4	1,757	1,572	185	12%	1,360
	AGGRAVATED ASSAULT-DV	3	725	610	115	19%	620
	Total		15	4,864	4,572	292	6%
PROPERTY	ARSON	0	141	97	44	45%	80
	BURGLARY-RESIDENTIAL	4	4,956	5,171	-215	-4%	5,170
	BURGLARY-COMMERCIAL	4	2,659	2,341	318	14%	2,022
	LARCENY-THEFT	4	12,548	12,374	174	1%	12,358
	CAR PROWL	3	13,654	14,504	-850	-6%	13,418
	MOTOR VEHICLE THEFT	2	3,589	4,059	-470	-12%	4,222
	Total		17	37,547	38,546	-999	-3%
Grand Total		32	42,411	43,118	-707	-2%	41,509



SHOTS FIRED



SeaStat Shots Fired Dashboard

Shots Fired include injury and non-injury firearm-related incidents. Shootings are firearm-related incidents that resulted in injury or death. Self-inflicted and officer-involved shootings are not included.
Report inception: 2012

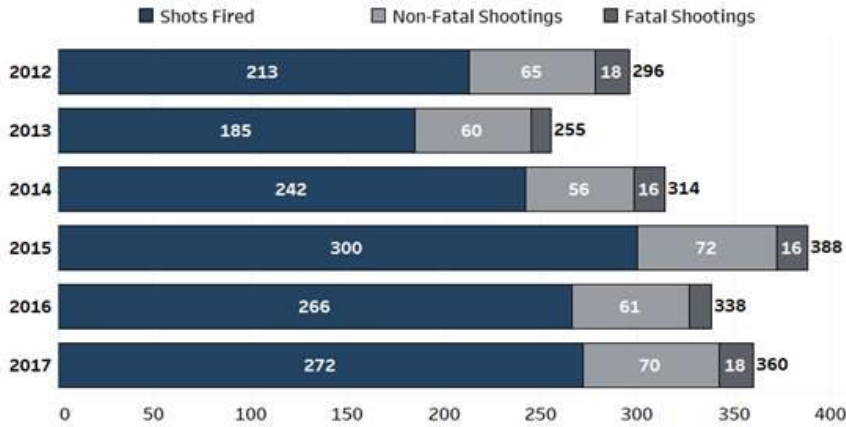


YEAR:
 PRECINCT:
 MCPP:

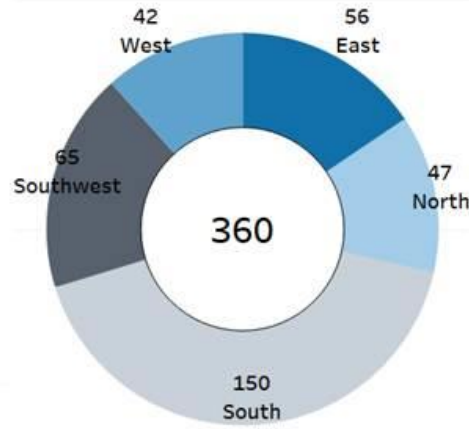
Last Update: 12/31/2017

MAP SELECTION
 Shots Fired Report

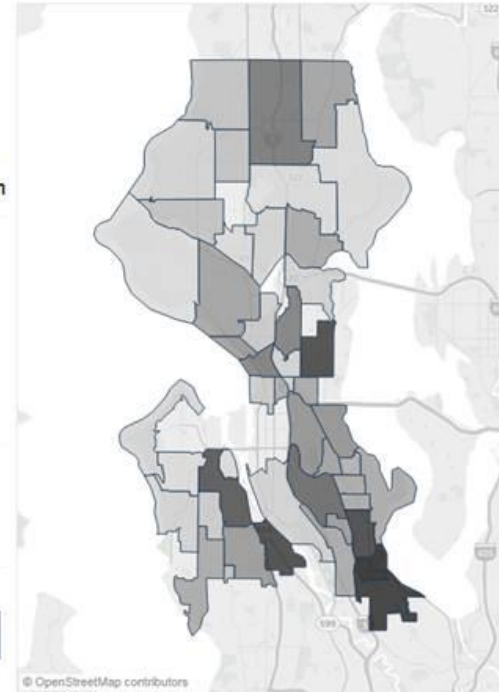
Shootings & Shots Fired YTD



2017 Shots Fired by Precinct



Citywide Shots Fired by MCPP



SELECT VIEW:
 Legend: 2017 2016

