



SEA STAT

PRINCIPLES OF SEASTAT

Accurate and Timely Information

Know what is happening.

Effective Tactics

Have a plan.

Rapid Deployment

Do it quickly.

Relentless Follow-up and Assessment

If it works, do more. If not, do something else.

CRIME REDUCTION STRATEGIES

Focus on:

- Problem Locations*
- Prolific Offenders*
- Repeat and Vulnerable Victims*
- Community Engagement*
- Partnerships*

Reducing Crime & Disorder | Excellence in Service | Honor & Professionalism | Business Efficiency | Data-Driven Policies & Practices

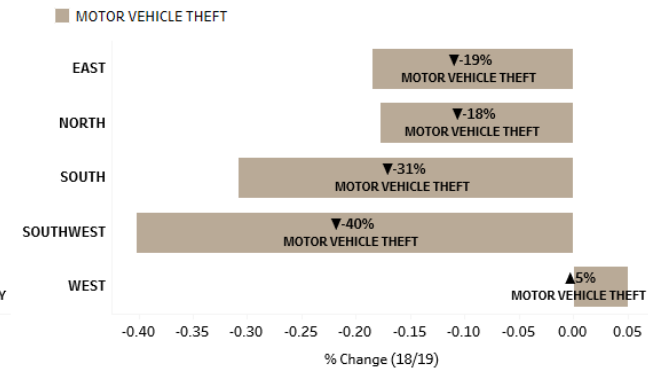
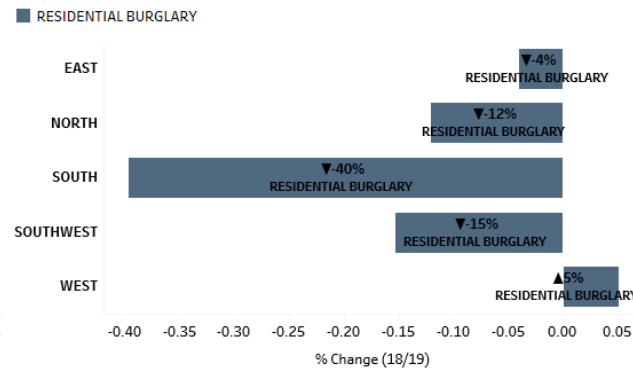
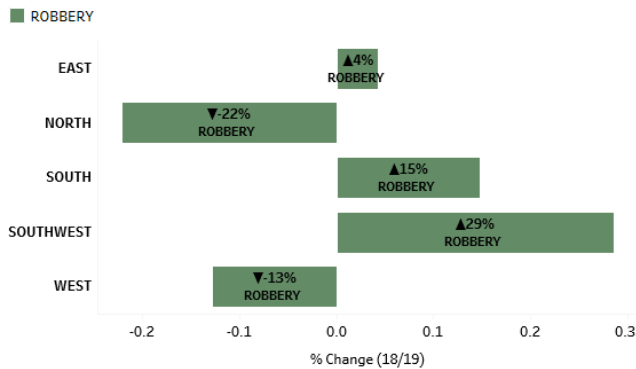
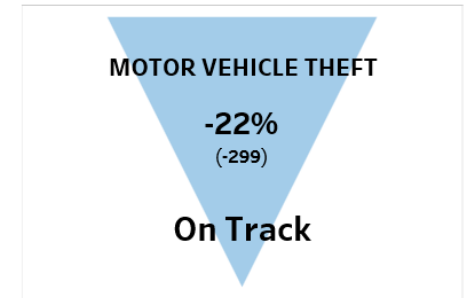

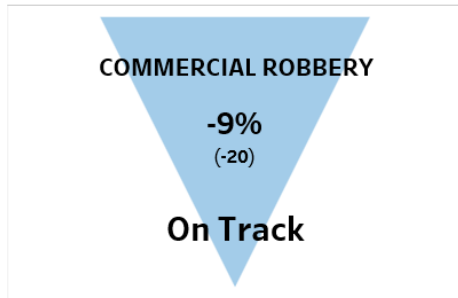


2019 CRIME REDUCTION GOALS

****New Data Temporarily Unavailable****
Last Update 5/6/19 5:23:13 PM

New RMS cutover on 5/7/19

Reduce Commercial Robbery by 2% | Reduce Residential Burglary by 5% | Reduce Motor Vehicle Theft by 5%



COMMERCIAL ROBBERY (AS OF 5/6/19)

Commercial Robbery

PRECINCT
 SECTOR
 BEAT
 NEIGHBORHOOD
 RA



	2019	2018
COMMERCIAL ROBBERY	208 -9%	228

Shoplifting	Organized Retail Theft	People w/Mental Illness	Youth
-------------	------------------------	-------------------------	-------

Select Response Above to see Strategies

Top Locations

YTD Top Locations (2019/2018)

2019	2018
7	1
6	3
6	4
5	
5	
4	8
4	1
4	4
4	4
4	5
3	6
3	3
3	
3	2
3	
2	1
2	
2	1
2	
2	6
2	
2	
2	
2	1
2	
2	2
2	
2	1
2	
2	
2	

MAP BOUNDARY

